

# BND001PTB248

## Data Sheet




### STRUCTURE

Total Thickness	2.50	mm
No. of Plies	2	
Fabric	Polyester	
Weft	Rigid	
Weight	2.80	kg/m <sup>2</sup>
Constant Temp. °C	- 5 / 80	
Intermittent Tem. °C	- 15 / 100	

<b>1</b> Top cover		
Thickness	1.00	mm
Material	PVC	
Colour	Green 00	
Surface	Smooth	
Hardness	73	°ShA

<b>2</b> Internal cover		
Material	PVC	

<b>3</b> Bottom cover		
Thickness	-	mm
Material	AS Fabric	
Colour	Natural	
Surface	Textured	
Hardness	0	°ShA



### PROFILES APPLICATION

Profiles on top cover	Yes
Profiles on bottom cover	Yes
Runer sidewalls	Yes

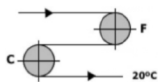
### SPECIAL CHARACTERIST.

<b>As</b> Antistatic Bottom Cover	
-----------------------------------	--

TENSIONS	N/mm
Breaking load	200
Working load 1% elong.	15
Max. load at 1.5% elong.	22

SUPPORT SURFACE	
Slider bed	Yes
Rollers	Yes
Trough application	No

MIN. DRUM DIA.	mm
Flexing (F)	50
Back flexing (C)	60

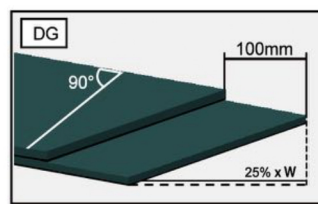
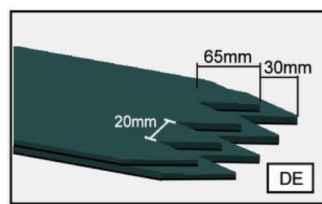
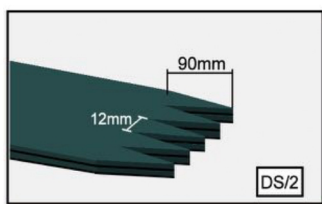


FRICTION COEFF. BOTTOM COVER	
On steel Din./Est.	0.17 / 0.23
On wood Din./Est.	0.14 / 0.22
On plastic Din./Est.	0.15 / 0.22

FASTENERS
1A, MR1, RS-62, UX1SP

REMARKS	
Longitudinal splice	Yes
Max. manufacturing width	3000 mm
Last modified	2015.12.23

SPLICING PARAMETERS							
Splice	Pressure Kp/cm <sup>2</sup>	Sup. Temp. °C	Inf. Temp. °C	Min Time	Top Cov. Flomil/ Film	Intern. Flomil	Sheet
DS/2	2.50	170	160	14	Film CV00	-	18
DE	2.00	175	175	5	FVR00	IVR00	1
DG	2.00	175	175	5	FVR00	IVR00	3



The splice parameters are for orientation only as they depend on the type of press and the thickness of the plates used.



We recommend carrying out a trial run with pieces of the same belt before splicing the belt itself.

Time starts when the press has reached the stated temperature.