

# BND001PTB242

## Data Sheet



### STRUCTURE

Total Thickness	5.00	mm
No. of Plies	3	
Fabric	Polyester	
Weft	Rigid	
Weight	6.20	kg/m <sup>2</sup>
Constant Temp. °C	- 5 / 80	
Intermittent Tem. °C	- 15 / 100	

#### 1 Top cover

Thickness	2.00	mm
Material	PVC	
Colour	Green 10	
Surface	Smooth	
Hardness	78	°ShA

#### 2 Internal cover

Material	PVC	
----------	-----	--

#### 3 Bottom cover

Thickness	-	mm
Material	AS Fabric	
Colour	Natural	
Surface	Textured	
Hardness	0	°ShA

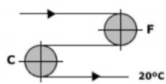
### TENSIONS

N/mm

Breaking load	160
Working load 1% elong.	13
Max. load at 1.5% elong.	20

### MIN. DRUM DIA.


mm



Flexing (F)	120
Back flexing (C)	150

### FASTENERS

MR3, RS-187



### PROFILES APPLICATION

Profiles on top cover	Yes
Profiles on bottom cover	Yes
Runer sidewalls	Yes

### SPECIAL CHARACTERIST.

**AsB** Antistatic Bottom Cover

### SUPPORT SURFACE

Slider bed	Yes
Rollers	Yes
Trough application	No

### FRICTION COEFF. BOTTOM COVER

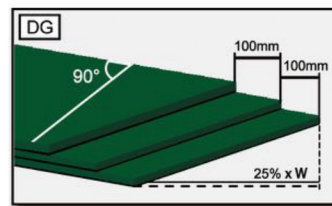
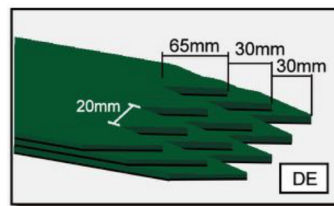
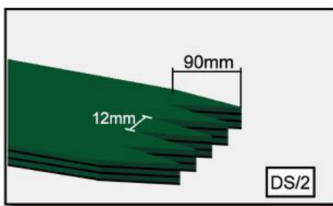
On steel Din./Est.	0.16 / 0.23
On wood Din./Est.	0.13 / 0.21
On plastic Din./Est.	0.14 / 0.21

### REMARKS

Longitudinal splice	Yes
Max. manufacturing width	3000 mm
Last modified	2017.02.27

### SPLICING PARAMETERS

Splice	Pressure Kp/cm <sup>2</sup>	Sup. Temp. °C	Inf. Temp. °C	Min Time	Top Cov. Flomil/ Film	Intern. Flomil	Sheet
DS/2	2.50	175	165	17	-	-	18
DE	2.00	175	175	6	UVR10	ITR00	1
DG	2.00	175	175	6	UVR10	ITR00	3



The splice parameters are for orientation only as they depend on the type of press and the thickness of the plates used.



We recommend carrying out a trial run with pieces of the same belt before splicing the belt itself.

Time starts when the press has reached the stated temperature.