

BND001PTB230

Data Sheet



STRUCTURE

Total Thickness	3.00	mm
No. of Plies	2	
Fabric	Polyester	
Weft	Rigid	
Weight	3.50	kg/m ²
Constant Temp. °C	- 5 / 80	
Intermittent Tem. °C	- 15 / 100	

1 Top cover

Thickness	1.20	mm
Material	PVC	
Colour	Black 04	
Surface	Mat	
Hardness	76	°ShA

2 Internal cover

Material	PVC	
----------	-----	--

3 Bottom cover

Thickness	-	mm
Material	Silent Fabric	
Colour	Natural	
Surface	Textured	
Hardness	0	°ShA

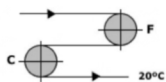
TENSIONS

N/mm

Breaking load	120
Working load 1% elong.	10
Max. load at 1.5% elong.	15

MIN. DRUM DIA.


mm



Flexing (F)	60
Back flexing (C)	80

FASTENERS

1A, MR1, RS-62, UX1SP



PROFILES APPLICATION

Profiles on top cover	Yes
Profiles on bottom cover	Yes
Runer sidewalls	Yes

SPECIAL CHARACTERIST.

As	Antistatic Top Cover
SF	Silent Fabric

SUPPORT SURFACE

Slider bed	Yes
Rollers	Yes
Trough application	No

FRICION COEFF. BOTTOM COVER

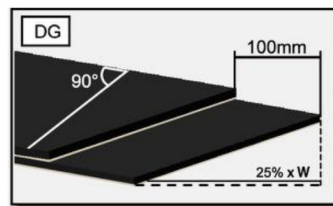
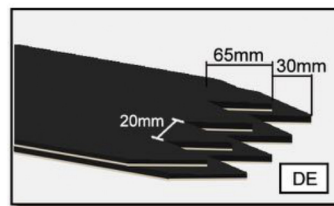
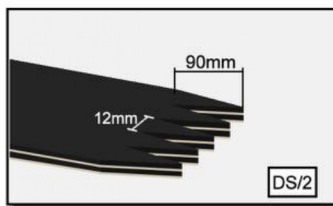
On steel Din./Est.	0.15 / 0.20
On wood Din./Est.	0.16 / 0.24
On plastic Din./Est.	0.15 / 0.26

REMARKS

Longitudinal splice	Yes
Max. manufacturing width	3000 mm
Last modified	2015.12.24

SPLICING PARAMETERS

Splice	Pressure Kp/cm ²	Sup. Temp. °C	Inf. Temp. °C	Min Time	Top Cov. Flomil/ Film	Intern. Flomil	Sheet
DS/2	2.50	170	160	14	Film CN01	-	18
DE	2.00	175	175	4	FNG01	ING00	1
DG	2.00	175	175	4	FNG01	ING00	3



The splice parameters are for orientation only as they depend on the type of press and the thickness of the plates used.



We recommend carrying out a trial run with pieces of the same belt before splicing the belt itself.

Time starts when the press has reached the stated temperature.